




- 
- 
- 
- 
- 
- 
- 
- 
- 
- 







---

!

---

---

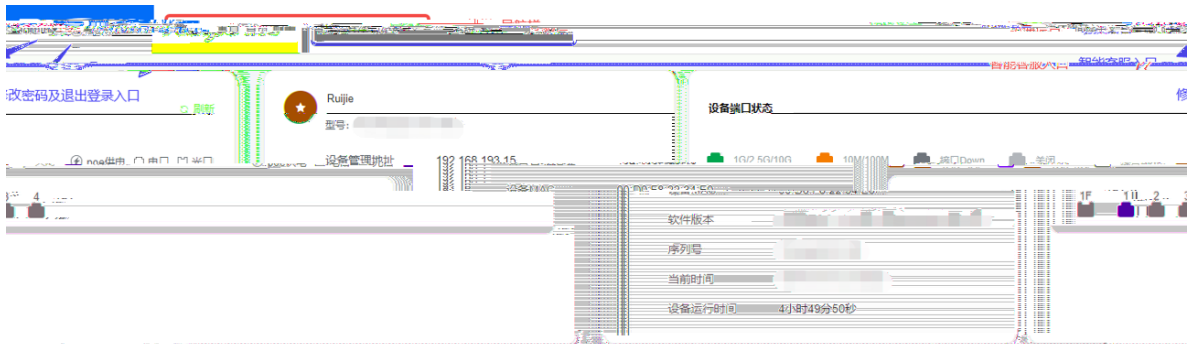
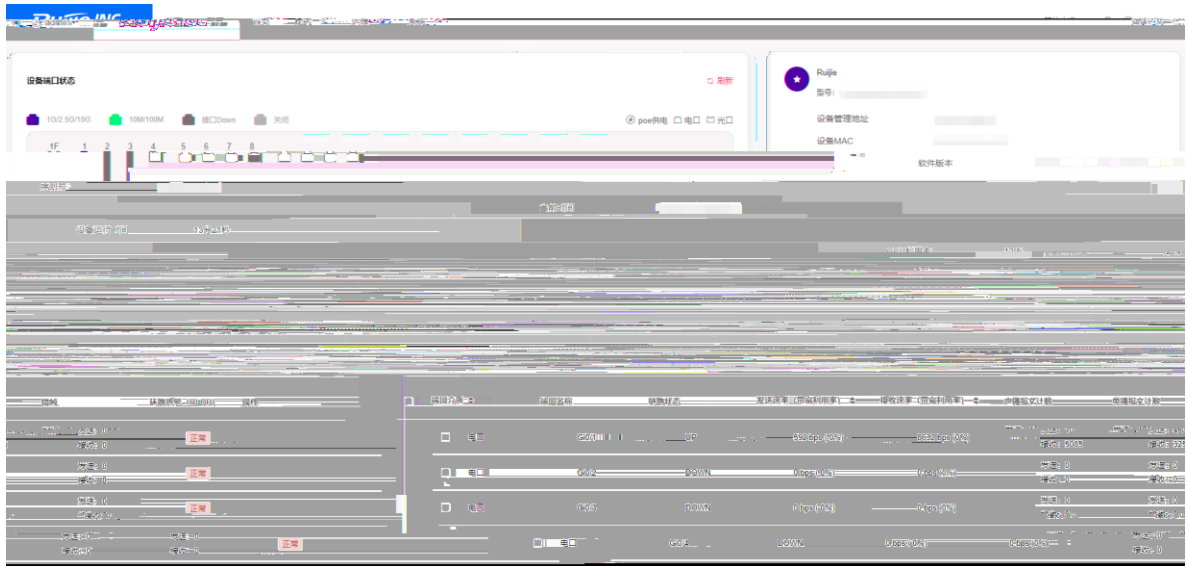
⚠

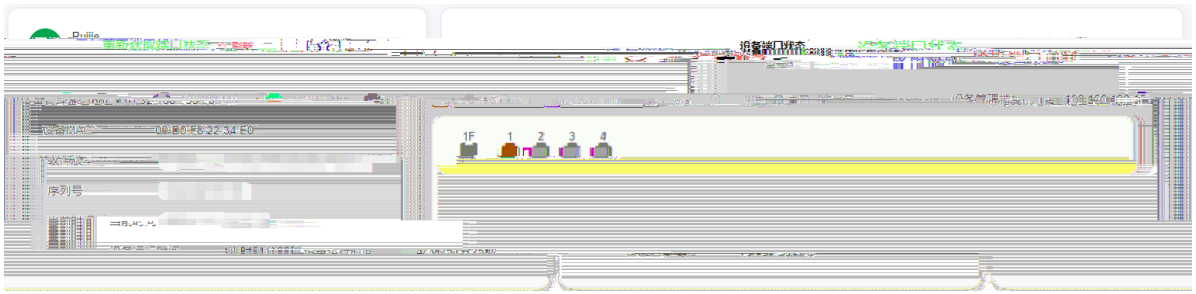
---











●

端口名称	链路状态	输入速率	输出速率	广播报文数量	单播报文数量	接收	发送	接收	发送	接收	发送	操作
电口 G0/1	DOWN	0 bps (0%)	0 bps (0%)	0	0	0	0	0	0	0	0	正常
电口 G0/2	UP	1781 bps (0%)	68 bps (0%)	2	103	1838	113	0	0	0	0	正常
电口 G0/4	DOWN	0 bps (0%)	0 bps (0%)	0	0	0	0	0	0	0	0	正常
电口 G0/5	DOWN	0 bps (0%)	0 bps (0%)	0	0	0	0	0	0	0	0	正常

●

●

●

●



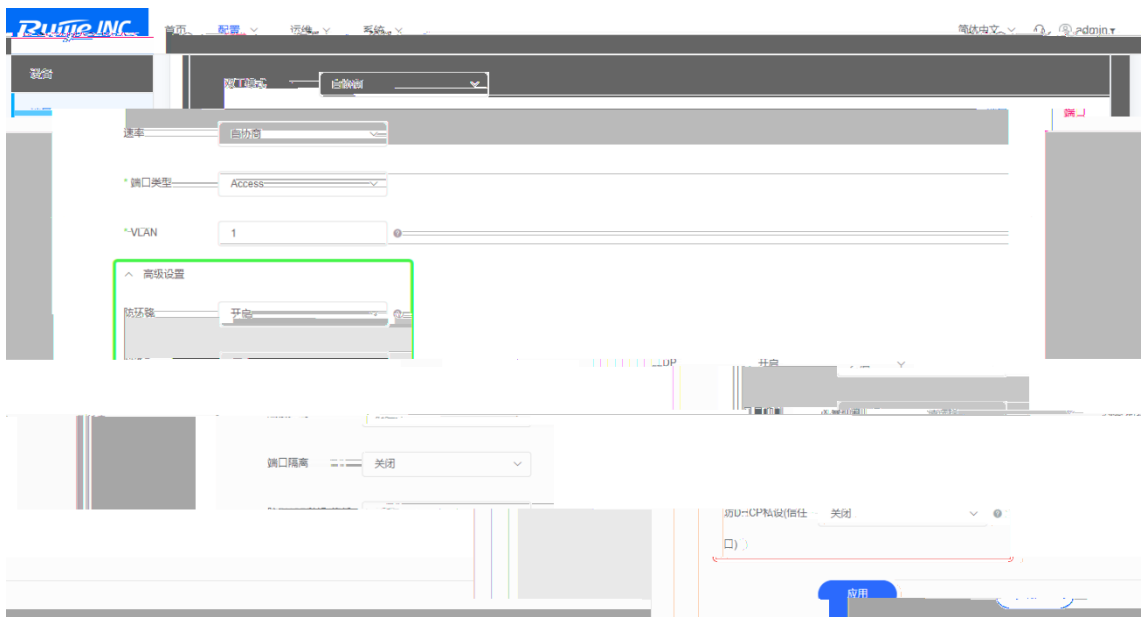
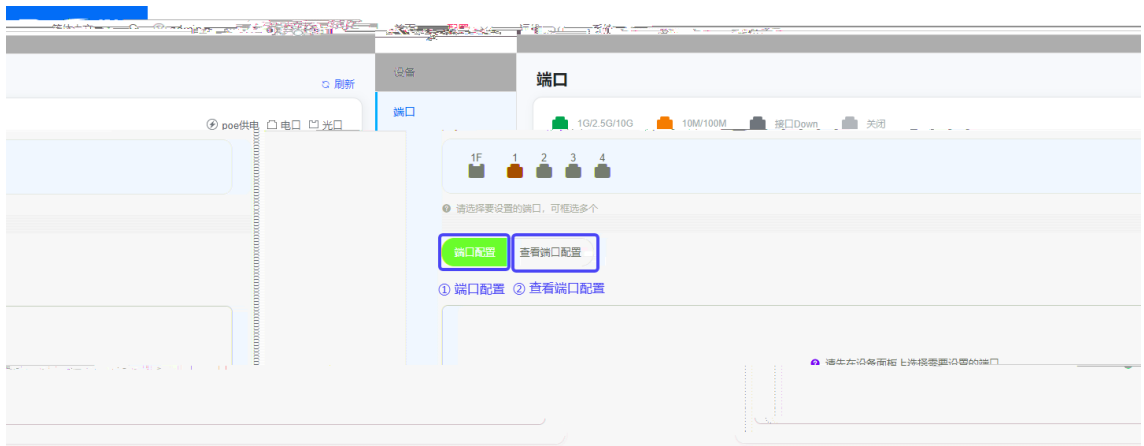


- 

- 







Ruijie INC 首页 配置 运维 系统 简体中文 admin

设备 端口

1F 1 2 3 4

请选择要设置的端口，可多选多个

所有端口开启 选择待配置端口

	双工模式	速率	防环选	LLDP	双星控制	POE供电	端口限速	防DHCP攻击	端口信任	端口限速	端口限速
Gi0/1	是	1000000		使能	使能	使能	使能	使能	使能	使能	使能
Gi0/2	是	1000000		使能	使能	使能	使能	使能	使能	使能	使能
Gi0/3	是	1000000		使能	使能	使能	使能	使能	使能	使能	使能
Gi0/4	是	Access	1	自协商	自协商	开启	开启		开启	关闭	关闭

Ruijie INC

刷新 IP话机接入 IP话机接入

全局使能按钮

Voice VLAN 总开关未开启，可以进行配置，但不会生效

全局设置


\* Voice VLAN 输入1个VLAN，范围2-4094

COS优先级 6

安全模式  启用

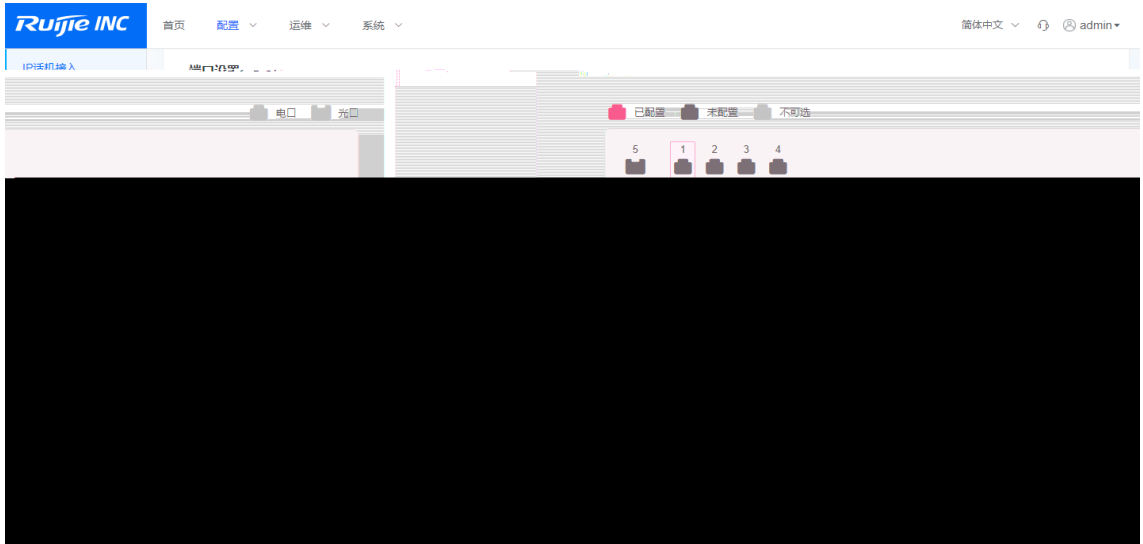
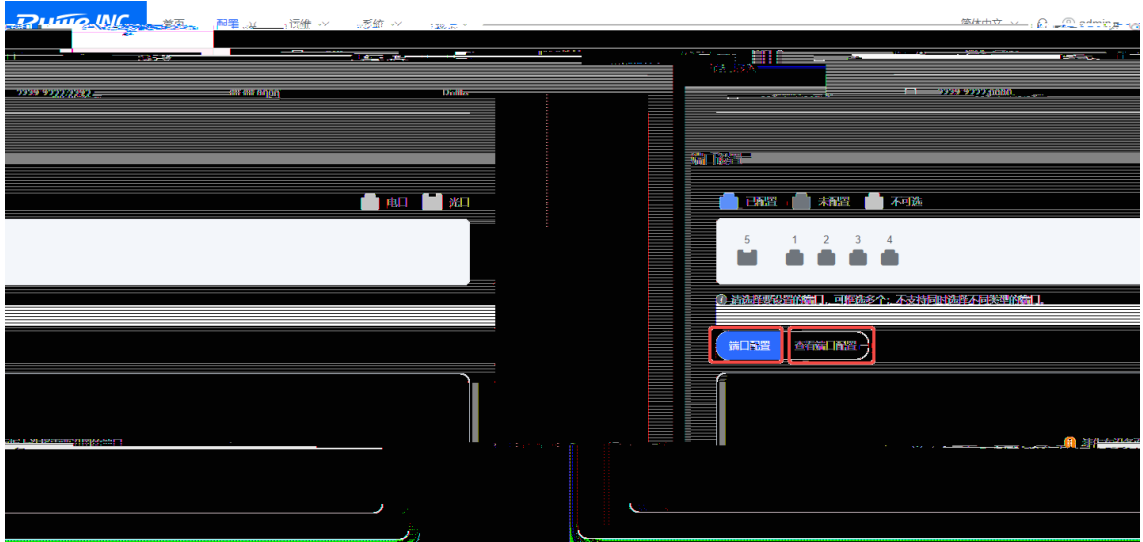
应用 点击下载全局设置

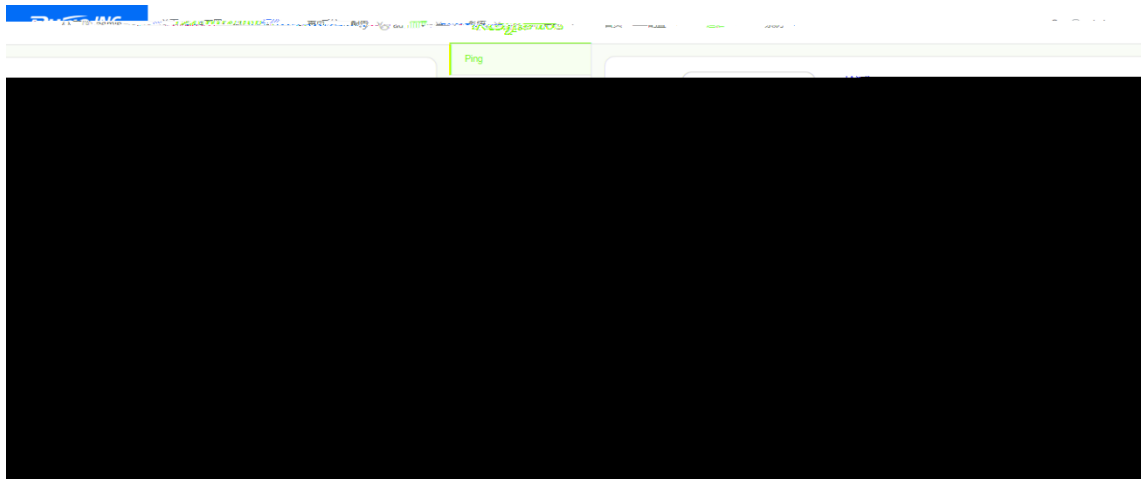
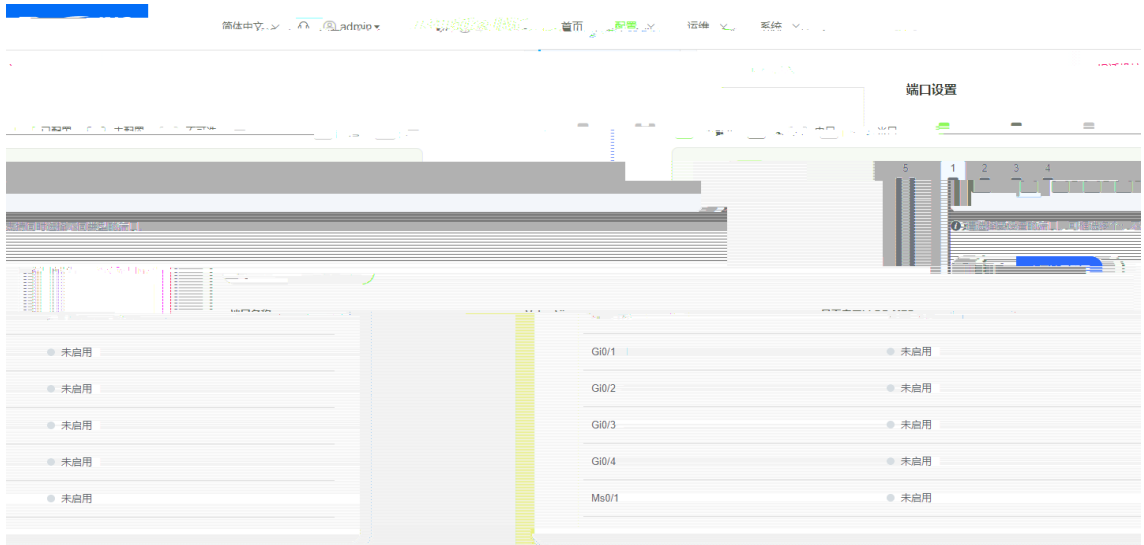




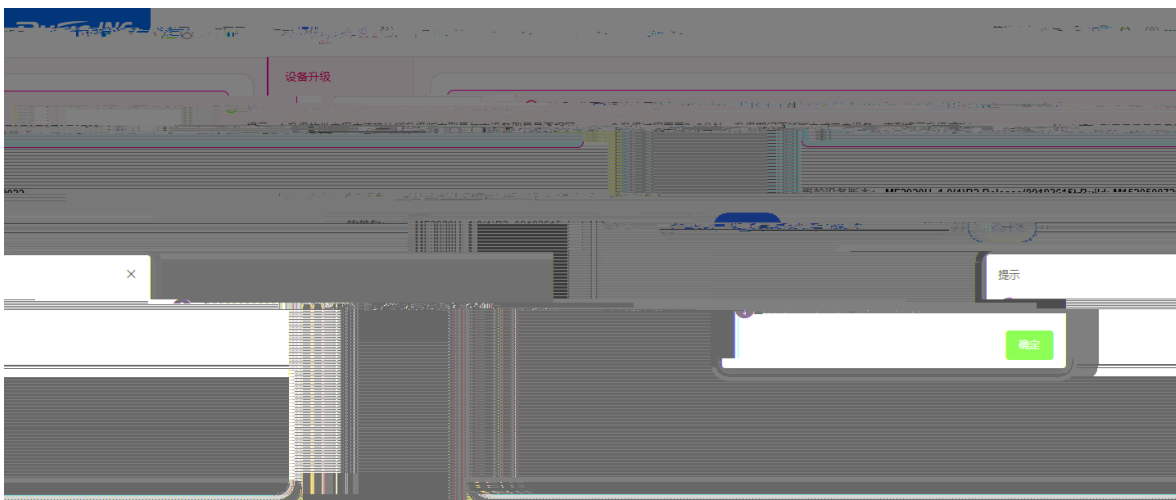
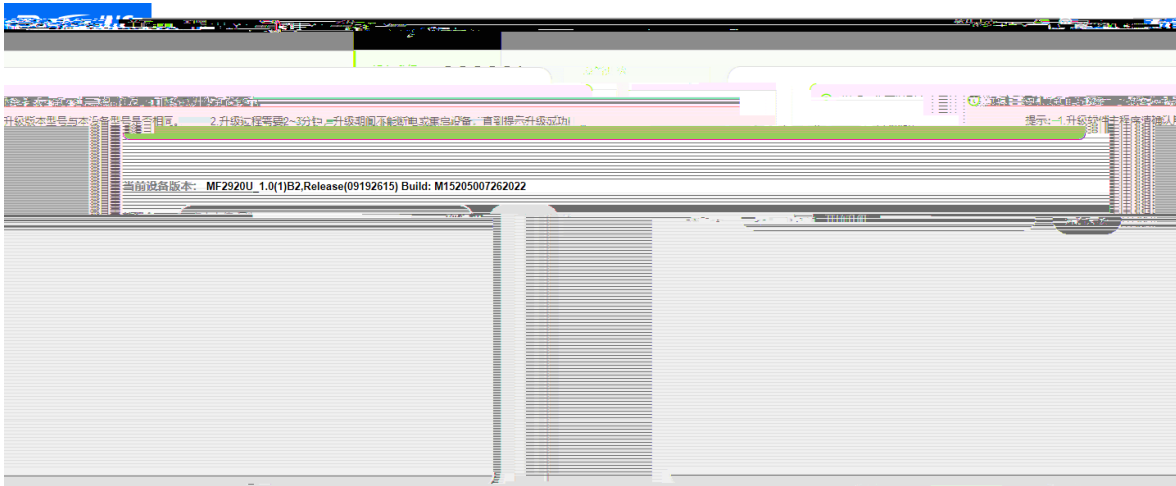
---

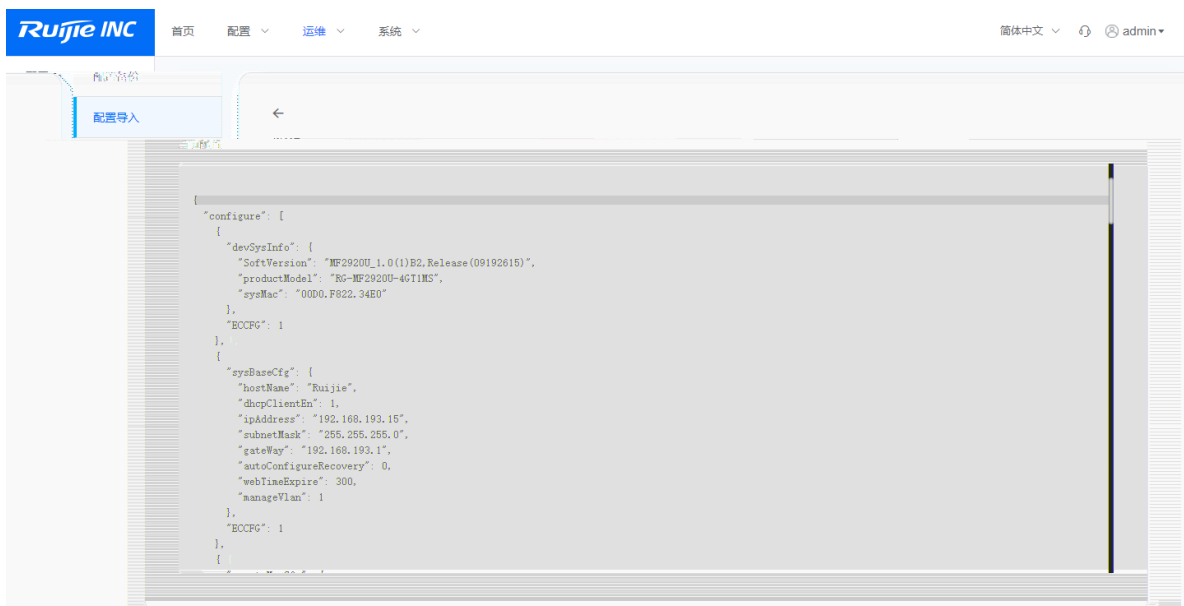
---

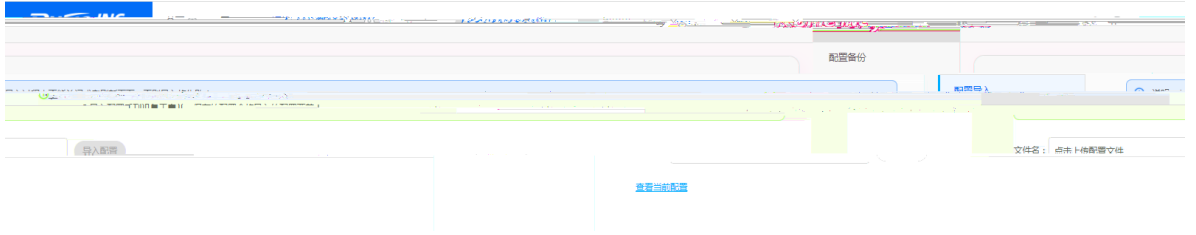

















---


```
Ruijie(diag)#cat /system/config.jsn
{"configure":[{"devSysInfo":{"softVersion":"2920U_1.0(1)B1_09131915","productModel":"RG-SF2920U-8GT1MS","sysMac":"00D0.F822.34CE"},"ECCFG":
{"192.168.193.104","subnetMask":"255.255.255.0","gateway":"192.168.193.1","autoConfigureRecovery":0,"webTimeExpire":300,"manageVlan":1},"
Ruijie(diag)#write
```



```
Ruijie(diag)ping 192.168.193.1
Sending 5, ICMP Echoes to 192.168.193.1, timeout is 2000 milliseconds:
ping: rcv 192.168.193.1 1 ms
ping: rcv 192.168.193.1 0 ms
ping: rcv 192.168.193.1 1 ms
ping: rcv 192.168.193.1 0 ms
ping: rcv 192.168.193.1 0 ms
Success rate is 100 percent (5/5),round-trip min/avg/max = 0/0/1 ms
Ruijie(diag)#
```



```
Ruijie(diag)#tracert 10.104.27.23
Tracing the route to 10.104.27.23 through up to 30 hops
 0  10.104.27.23    23 msec  10 msec  10 msec
Ruijie(diag)#
```