

# RG-EG



A solid red rectangular bar located to the left of the "Contents" text.

# Contents



15 ~30


40%~65%

$1.3 \times 10^5$  ( 5 $\mu$ m)

I



I



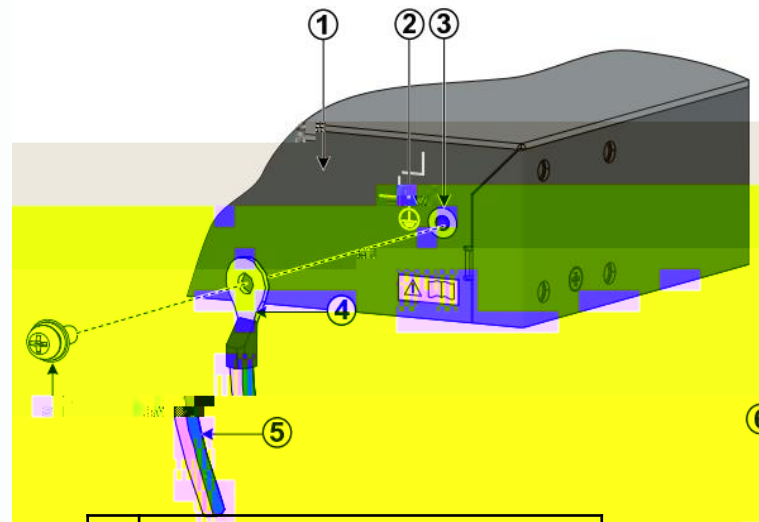
10cm

I



OT

OT



PE



PE

1	
2	
3	
4	OT
5	
6	


I



100-240V~/50-60Hz



I



## Web

pc	<b>G0/0(0/MGMT)</b>	ip	192.168.1.2
EG3000XE/3000UE	MGMT		G0/0

G0/7 MGMT

ie **http://192.168.1.1**  
**admin/admin**

0 ip 192.168.1.1

admin/admin

## Console

CRT

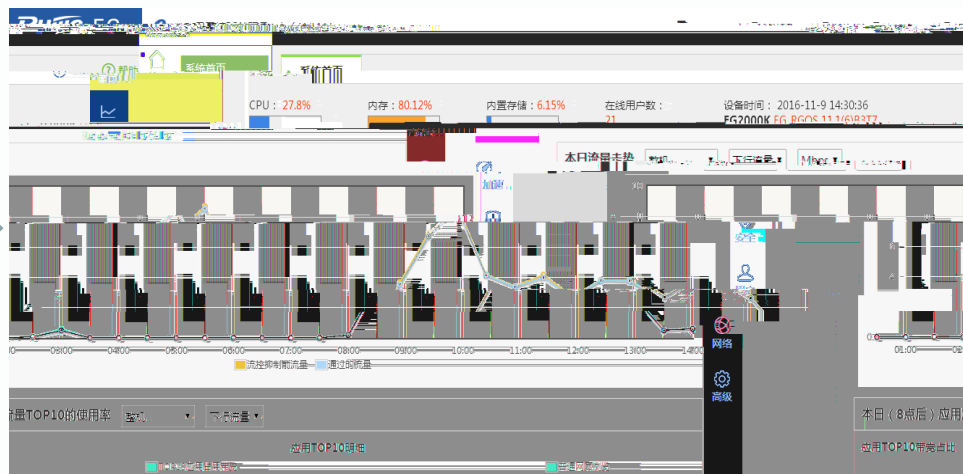
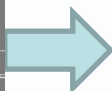
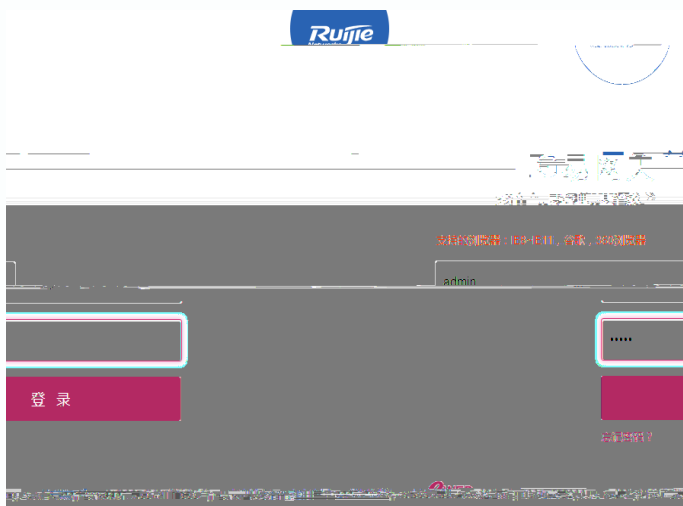
9600 8 1




# Web



# Web




1





1



MGMT

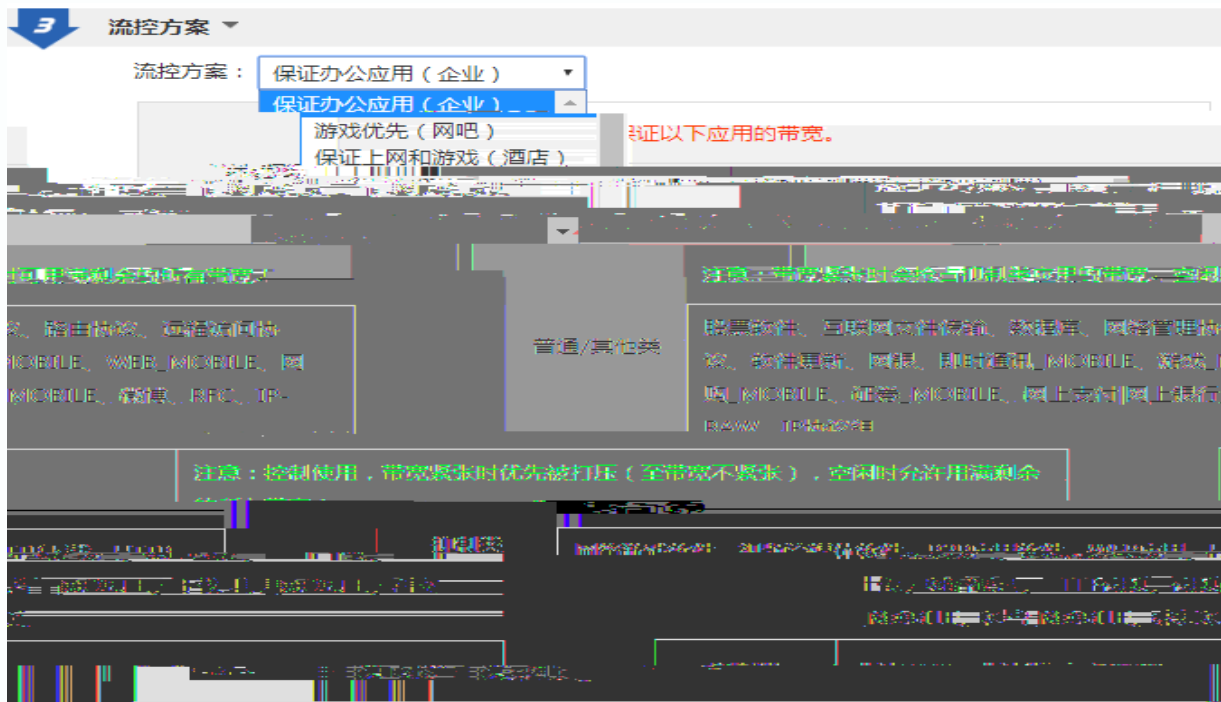
I



ip pppoe dhcp

" " —"

3



## 4

**4 高级选项**

开启NAT配置  勾选开启线路NAT功能

开启路由功能:  勾选开启缺省路由, 将对有配置的线路配置缺省路由

网站访问安全:  屏蔽非法/病毒网站

---

云维护巡检:  勾选开启云维护巡检

DNS服务器:  若不配置可用的DNS, 可能导致远程升级失败。


管商屏蔽。 web访问端口:  (80,1025-65535)提示: 请确保端口未被占用且未被运

[完成配置](#) [【转到首页】](#)

最新特征库! 完成快速配置后, 建议到系统升级页面点击“检查最新版本”按钮, 来更新设备

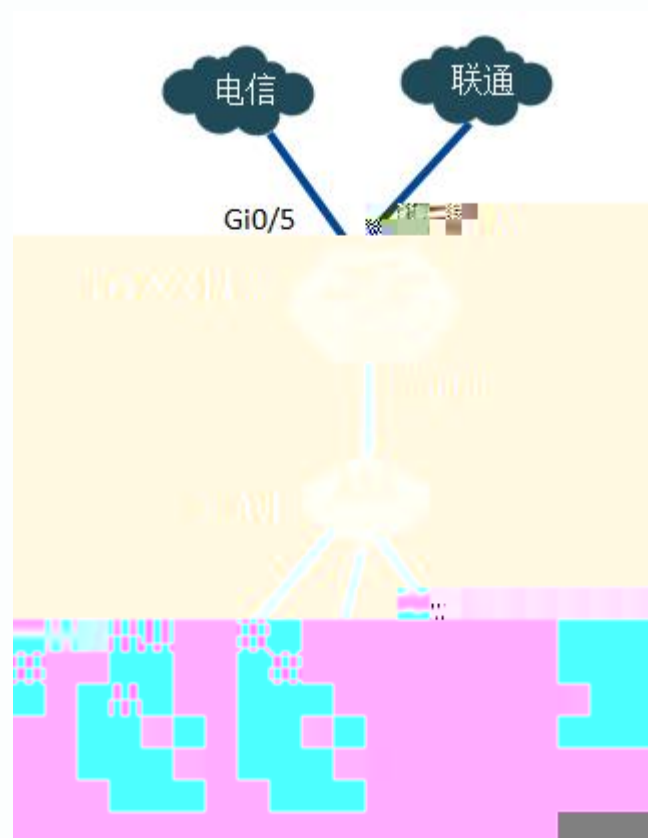
NAT

1



5

2





1

The screenshot displays the 'Setup Wizard' interface for Ruijie network equipment. It is divided into two main sections: network mode selection and configuration steps.

**Network Mode Selection:**

- 网关模式 (Gateway Mode):** Shows a topology with an 'Export gateway' connected to 'switches', which are then connected to five desktop computers.
- 网桥模式 (Bridge Mode):** Shows a topology with an 'Export gateway' connected to 'Bridges', which are then connected to 'switches' and five desktop computers. This mode is selected with a radio button.

**Configuration Steps:**

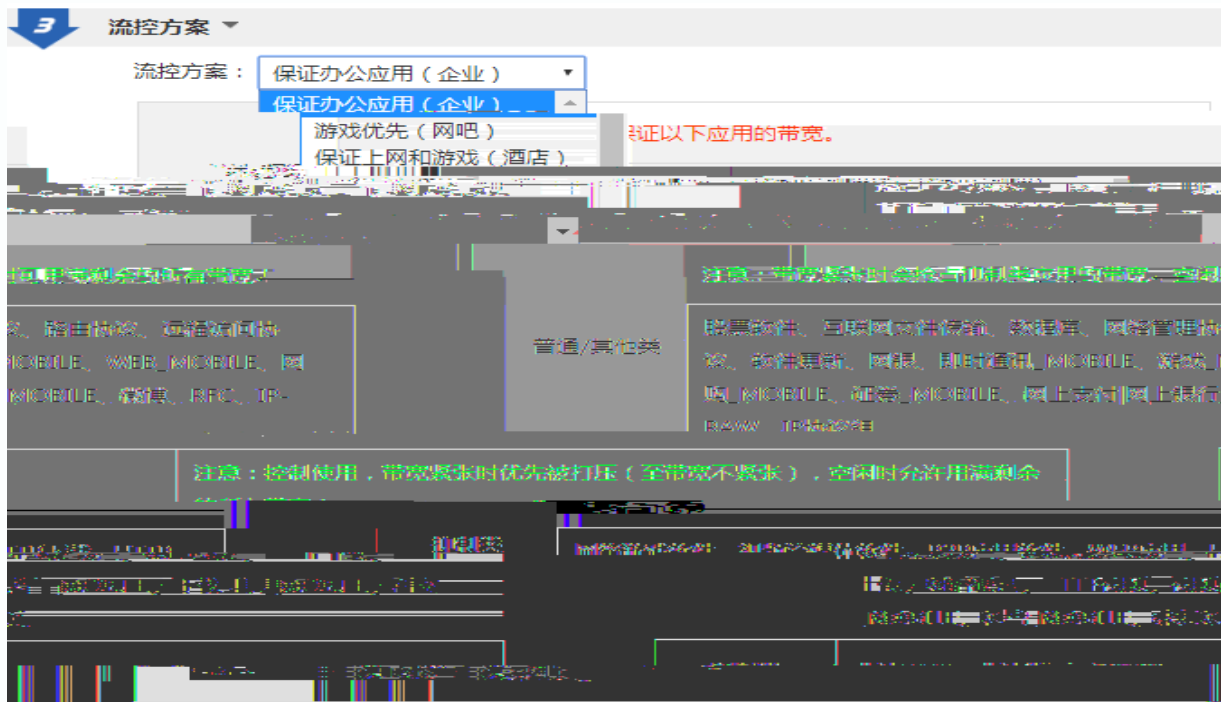
- 1. 网络模式 (Network Mode):** The selected mode is '网桥模式'.
- 2. 配置IP地址 (Configure IP Address):** A terminal window shows the configuration of the IP address '192.168.1.1' on the 'Export gateway'.
- 3. 访问http://192.168.1.1 (Access http://192.168.1.1):** A browser window shows the Ruijie management interface.

Additional text in the terminal window includes: '切换模式，必须重启后才能继续配置!' (Switch mode, must restart to continue configuration!), 'IP address: 192.168.1.1', and '3. 访问http://192.168.1.1'. Buttons for '确定' (OK) and '取消' (Cancel) are visible at the bottom.

MGMT



3



4



DNS



5

2

MGMT




出口





“ ” “ ” “ ” “ ”





4008-111-000

[webchat.ruijie.com.cn](http://webchat.ruijie.com.cn)

[support.ruijie.com.cn](http://support.ruijie.com.cn)

[www.ruijie.com.cn/service.aspx](http://www.ruijie.com.cn/service.aspx)