



RCD V2.XX

- 
- 
- 
- 
- 
-



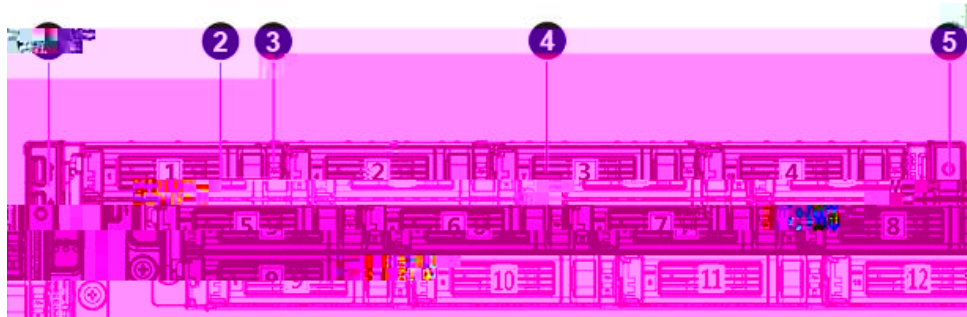
# 1

## 1.1



### 1.3

#### 1.3.1




1	1	
2		
3		
4		
5		



			/
ID			IPMI ID
			“ ”
NIC1			ID
			1 /
			1 /
NIC2			2 /
			2 /
			/
			/ /

### 1.3.2



1	2 RCD3000-Office
2	
3	1 10Gbe (Office )
4	2 10Gbe (Office )

5	1	1Gbe
6	2	1Gbe
7		







## 2.2

### 2.2.1

### 2.2.2

0.8

0.4

### 2.2.3 /

- 5 ~35
- 20%~80%



1.5m

0.4m

### 2.2.4

0.5um	/m <sup>3</sup>	$3.5 \times 10^6$
5um	/m <sup>3</sup>	$3.5 \times 10^4$

	mg/m3	mg/m3
	0.2	1.5
	0.006	0.03
	0.04	0.15
	0.05	0.15
	0.01	0.3



30

### 2.2.5



### 2.2.6

- 
- 
- 
- 


### 2.2.7

- 
-

(1) 4 19

(2) 19 465mm

19



3  
155mm

180mm  
1000mm

25mm

4

5

6

50%

## 2.4

	PC

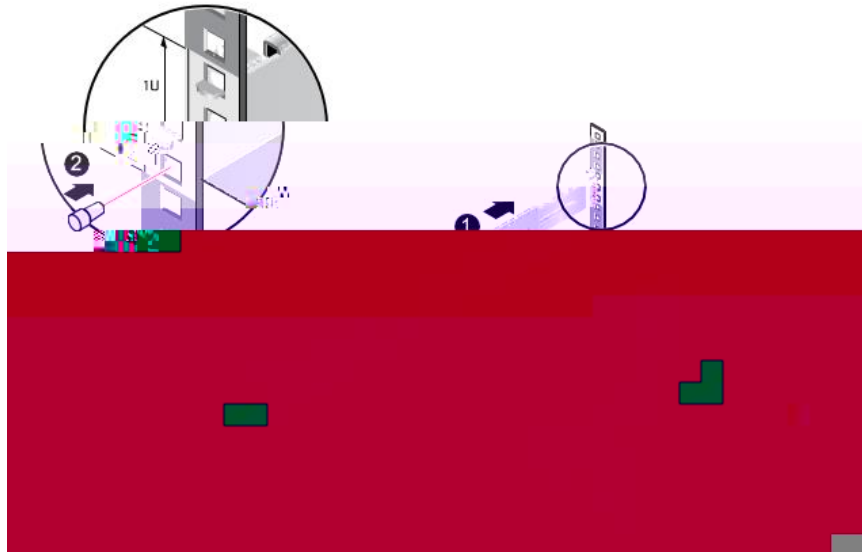


# 3




## 3.1

- 1
- 2



3



## 3.2

- 
- 
- 

RJ45



### 3.3

## 4

### 4.1

- ,
- 9 Á DC j
- 
- 

---

400

---

### 4.2

- , TUI , ping
- bios ,
-