



RG-DBS

V3.0.2

©2008





锐捷®



Red-Giant®






Arial

1	2
2	4
2.1	network	4
2.2	recover	6
2.3	restart	6
2.4	shutdown.....	6
2.5	password	6
2.6	reset.....	7
2.7	exit	

1



putty.exe putty.exe

ssh

system

system

putty



IP

Open



login as

system

password

system

2

```
Last login: Tue Jun 28 05:01:59 2011 from localhost.localdomain
Welcome to DB Audit System Configuration Interface.
Please input help to list all support commands.
Command>
```

hel p

```
Command>help
network      Modify Communication Network Configurations
ip           Configure IP Address
dns          Configure DNS
shutdown    Shutdown System
password    Modify System Account Password
```

network

IP

DNS1 DNS2

2.2 recover

system recover

```
Command>recover
This command will delete all audit data and recover system to initial state.
If you changed the IP address of the communication port, and is currently logged
into the system through the communications port, you should use the initial IP
address to reconnect after recover the system
Do you want recover the system(y/N)?
```

y n IP

2.3 restart

system restart

```
Command>restart
Do you want to restart the system(y/N)?
```

y n

2.4 shutdown

system shutdown

```
Command>shutdown
Do you want to shutdown the system(y/N)?
```

y n

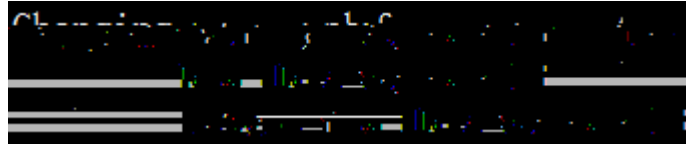
2.5 password

system password

```
Command>password
Do you want to change password of the system (y/N)?
```

1 n

2 y



```
Sorry, passwords do not match.  
New UNIX password:
```

```
Sorry, passwords do not match.  
passwd: Authentication information cannot be recovered  
Command>
```

